

CONTUL DE EXECUTIE

A BUGETULUI INSTITUTIILOR PUBLICE SI ACTIVITATILOR FINANTATE INTEGRAL SAU PARTIAL DIN VENITURI PROPRII (DE SUBORDONARE LOCALA) -VENITURI

la data de 31.12.2020

Cod 20

-lei-

Denumirea indicatorilor	Cod indicator	Prevederi bugetare		Drepturi constatate			Incasari realizate	Stingeri pe alte cai decat incasari	Drepturi constatate de incasat
		Initiale	Definitive	Total, din care:	din anii precedenti	din anul curent			
A	B	1	2	3=4+5	4	5	6	7	8=3-6-7
TOTAL VENITURI (cod 00.02+00.15+00.16+00.17+45.10+48.10)	000110	90,294,000	109,350,880	96,228,675	1,521,239	94,707,436	92,293,236	33,230	3,902,209
I. VENITURI CURENTE (cod 00.03+00.12)	0002	60,231,000	44,072,000	38,476,100	1,521,239	36,954,861	34,540,661	33,230	3,902,209
C. VENITURI NEFISCALE (cod 00.13+00.14)	2900	60,231,000	44,072,000	38,476,100	1,521,239	36,954,861	34,540,661	33,230	3,902,209
C1. VENITURI DIN PROPRIETATE (cod 30.10+31.10)	3000	975,540	975,540	308,996	40,658	268,338	285,310		23,686
Venituri din proprietate (cod 30.10.05+30.10.08+30.10.09+30.10.50)	3010	975,540	975,540	308,996	40,658	268,338	285,310		23,686
Venituri din concesiuni si inchirieri (cod 30.10.05.30)	301005	953,280	953,280	308,996	40,658	268,338	285,310		23,686
Alte venituri din concesiuni si inchirieri de catre institutiile publice	30100530	953,280	953,280	308,996	40,658	268,338	285,310		23,686
Alte venituri din proprietate	301050	22,260	22,260						
C2. VANZARI DE BUNURI SI SERVICII (cod 33.10+34.10+35.10+36.10+37.10)	3300	59,255,460	43,096,460	38,167,104	1,480,581	36,686,523	34,255,351	33,230	3,878,523
Venituri din prestari de servicii si alte activitati (cod 33.10.05+33.10.08+33.10.09+33.10.13+ 33.10.14+ 33.10.16+33.10.17+33.10.19 la 33.10.21+33.10.30 la 33.10.32+33.10.50)	3310	58,942,060	42,611,060	37,728,411	1,480,581	36,247,830	33,816,658	33,230	3,878,523
Taxe si alte venituri in invatamant	331005	4,624,500	4,624,500	1,143,557	11,399	1,132,158	1,129,538		14,019
Venituri din prestari de servicii	331008	4,584,000	5,788,000	3,921,763	56,748	3,865,015	3,870,465		51,298
Contributia elevilor si studentilor pentru internate, camine si cantine.	331014	2,051,750	2,051,750	602,327	3,505	598,822	600,636		1,691
Venituri din valorificarea produselor obtinute din activitatea proprie sau anexa	331016	124,000	154,000	99,691	2,458	97,233	95,466		4,225
Venituri din organizarea de cursuri de calificare si conversie profesionala, specializare si perfectionare	331017	40,710	40,710	10,797		10,797	10,797		
Venituri din serbari si spectacole scolare, manifestari	331019	300,000	300,000	97,422	859	96,563	63,387	33,230	805

A	B	1	2	3=4+5	4	5	6	7	8=3-6-7
culturale, artistice si sportive									
Venituri din contractele incheiate cu casele de asigurari sociale de sanatate	331021	38,766,000	22,566,000	26,331,104	1,273,702	25,057,402	22,612,094		3,719,010
Venituri din contractele incheiate cu directiile de sanatate publica din sume alocate de la bugetul de stat	331030	6,179,000	4,199,000	3,894,696		3,894,696	3,894,696		
Alte venituri din prestari de servicii si alte activitati	331050	2,272,100	2,887,100	1,627,054	131,910	1,495,144	1,539,579		87,475
Diverse venituri (cod 36.10.04+36.10.32+36.10.50)	3610	279,400	279,400	266,055		266,055	266,055		
Alte venituri	361050	279,400	279,400	266,055		266,055	266,055		
Transferuri voluntare, altele decat subventiile (cod 37.10.01+37.10.03+37.10.04+37.10.50)	3710	34,000	206,000	172,638		172,638	172,638		
Donatii si sponsorizari	371001		172,000	172,638		172,638	172,638		
Varsaminte din sectiunea de functionare pentru finantarea sectiunii de dezvoltare a bugetului local (cu semnul minus)	371003	-1,959,000	-143,000	-8,300		-8,300	-8,300		
Varsaminte din sectiunea de functionare	371004	1,959,000	143,000	8,300		8,300	8,300		
Alte transferuri voluntare	371050	34,000	34,000						
IV. SUBVENTII (cod 00.18)	4100	30,063,000	62,367,880	54,857,778		54,857,778	54,857,778		
SUBVENTII DE LA ALTE NIVELE ALE ADMINISTRATIEI PUBLICE (cod 42.10+43.10)	0018	2,040,000	2,407,000	2,150,372		2,150,372	2,150,372		
Subventii de la bugetul de stat (cod 42.10.11+ 42.10.39+ 42.10.43+42.10.62+42.10.70)	4210		600,000	594,372		594,372	594,372		
Sume alocate pentru indemnizatii aferente suspendarii temporare a contractului de activitate sportive	421081		600,000	594,372		594,372	594,372		
Subventii de la alte administratii (cod 43.10.09+43.10.10+43.10.14 la 43.10.17+43.10.19 + 43.10.25 la 43.10.27+43.10.31+43.10.32+43.10.33+43.10.35)	4310	30,063,000	61,767,880	54,263,406		54,263,406	54,263,406		
Subventii pentru institutii publice	431009	27,023,000	38,119,880	32,755,418		32,755,418	32,755,418		
Subventii din bugetele locale pentru finantarea cheltuielilor curente din domeniul sanatatii	431010	1,000,000	1,441,000	990,262		990,262	990,262		
Subventii din bugetele locale pentru finantarea cheltuielilor de capital in domeniul sanatatii	431014	411,000	1,031,000	997,000		997,000	997,000		
Subventii pentru institutii publice destinate sectiunii de dezvoltare	431019	1,629,000	776,000	559,000		559,000	559,000		
Subventii din bugetul Fondului national unic de asigurari sociale de sanatate pentru acoperirea cresterilor salariale	431033		20,400,000	18,961,726		18,961,726	18,961,726		
Alte sume primite de la UE (Cod 46.10.04)	4610		256,000	256,000		256,000	256,000		
Alte sume primite din fonduri de la Uniunea European? pentru programele operationale finantate din cadrul financiar 2014 - 2020	461004		256,000	256,000		256,000	256,000		
Sume primite de la UE/alti donatori in contul platilor efectuate	4810		2,655,000	2,638,797		2,638,797	2,638,797		

A	B	1	2	3=4+5	4	5	6	7	8=3-6-7
si prefinantari aferente cadrului financiar 2014-2020 (cod 48.10.01 la 48.10.05+48.10.11+48.10.12)									
Fondul European de Dezvoltare Regionala (FEDR) (cod 48.10.01.01 la 48.10.01.03)	481001		2,655,000	2,638,797		2,638,797	2,638,797		
Sume primite in contul platilor efectuate in anul curent	48100101		2,655,000	2,638,797		2,638,797	2,638,797		
VENITURILE SECTIUNII DE FUNCTIONARE (cod 00.02+00.16+00.17) - TOTAL	000110	86,295,000	104,489,880	91,769,578	1,521,239	90,248,339	87,834,139	33,230	3,902,209
I. VENITURI CURENTE (cod 00.03+00.12)	0002	58,272,000	43,929,000	38,467,800	1,521,239	36,946,561	34,532,361	33,230	3,902,209
C. VENITURI NEFISCALE (cod 00.13+00.14)	2900	58,272,000	43,929,000	38,467,800	1,521,239	36,946,561	34,532,361	33,230	3,902,209
C1. VENITURI DIN PROPRIETATE (cod 30.10 +31.10)	3000	975,540	975,540	308,996	40,658	268,338	285,310		23,686
Venituri din proprietate (cod 30.10.05+30.10.08+30.10.09+30.10.50)	3010	975,540	975,540	308,996	40,658	268,338	285,310		23,686
Venituri din concesiuni si inchirieri (cod 30.10.05.30)	301005	953,280	953,280	308,996	40,658	268,338	285,310		23,686
Alte venituri din concesiuni si inchirieri de catre institutiile publice	30100530	953,280	953,280	308,996	40,658	268,338	285,310		23,686
Alte venituri din proprietate	301050	22,260	22,260						
C2. VANZARI DE BUNURI SI SERVICII (cod 33.10+34.10+35.10+36.10+37.10)	3300	57,296,460	42,953,460	38,158,804	1,480,581	36,678,223	34,247,051	33,230	3,878,523
Venituri din prestari de servicii si alte activitati (cod 33.10.05+33.10.08+33.10.09+33.10.13+ 33.10.14 +33.10.16+33.10.17 +33.10.19 la 33.10.21+33.10.30 la 33.10.32+33.10.50)	3310	58,942,060	42,611,060	37,728,411	1,480,581	36,247,830	33,816,658	33,230	3,878,523
Taxe si alte venituri in invatamant	331005	4,624,500	4,624,500	1,143,557	11,399	1,132,158	1,129,538		14,019
Venituri din prestari de servicii	331008	4,584,000	5,788,000	3,921,763	56,748	3,865,015	3,870,465		51,298
Contributia elevilor si studentilor pentru internate, camine si cantine.	331014	2,051,750	2,051,750	602,327	3,505	598,822	600,636		1,891
Venituri din valorificarea produselor obtinute din activitatea proprie sau anexa	331016	124,000	154,000	99,691	2,458	97,233	95,486		4,225
Venituri din organizarea de cursuri de calificare si conversie profesionala, specializare si perfectionare	331017	40,710	40,710	10,797		10,797	10,797		
Venituri din serbari si spectacole scolare, manifestari culturale, artistice si sportive	331019	300,000	300,000	97,422	859	96,563	63,387	33,230	805
Venituri din contractele incheiate cu casele de asigurari sociale de sanatate	331021	38,766,000	22,566,000	26,331,104	1,273,702	25,057,402	22,612,094		3,719,010
Venituri din contractele incheiate cu directiile de sanatate publica din sume alocate de la bugetul de stat	331030	6,179,000	4,199,000	3,894,696		3,894,696	3,894,696		
Alte venituri din prestari de servicii si alte activitati	331050	2,272,100	2,887,100	1,627,054	131,910	1,495,144	1,539,579		87,475
Diverse venituri (cod 36.10.04+36.10.32+36.10.50)	3610	279,400	279,400	266,055		266,055	266,055		
Alte venituri	361050	279,400	279,400	266,055		266,055	266,055		

A	B	1	2	3=4+5	4	5	6	7	8=3-6-7
Transferuri voluntare, altele decât subvențiile (cod 37.10.01+37.10.03+37.10.50)	3710	-1,925,000	83,000	164,338		164,338	164,338		
Donatii si sponsorizari	371001		172,000	172,638		172,638	172,638		
Varsaminte din sectiunea de functionare pentru finantarea sectiunii de dezvoltare a bugetului local (cu semnul minus)	371003	-1,959,000	-143,000	-8,300		-8,300	-8,300		
Alte transferuri voluntare	371050	34,000	34,000						
IV. SUBVENTII (cod 00.18)	4100	28,023,000	60,560,880	53,301,778		53,301,778	53,301,778		
SUBVENTII DE LA ALTE NIVELE ALE ADMINISTRATIEI PUBLICE (cod 42.10+43.10)	0018	28,023,000	60,560,880	53,301,778		53,301,778	53,301,778		
Subventii de la bugetul de stat (cod 42.10.11+42.10.43)	4210		600,000	594,372		594,372	594,372		
Sume alocate pentru indemnizatii aferente suspendarii temporare a contractului de activitate sportive	421081		600,000	594,372		594,372	594,372		
Subventii de la alte administratii (cod 43.10.09+43.10.10 +43.10.15+43.10.33+43.10.35)	4310	28,023,000	59,960,880	52,707,406		52,707,406	52,707,406		
Subventii pentru institutii publice	431009	27,023,000	38,119,880	32,755,418		32,755,418	32,755,418		
Subventii din bugetele locale pentru finantarea cheltuielilor curente din domeniul sanatatii	431010	1,000,000	1,441,000	990,262		990,262	990,262		
Subventii din bugetul Fondului national unic de asigurari sociale de sanatate pentru acoperirea cresterilor salariale	431033		20,400,000	18,961,726		18,961,726	18,961,726		
VENITURILE SECTIUNII DE DEZVOLTARE (cod 00.02+00.15+00.16+00.17+45.10+48.10) - TOTAL	000110	3,999,000	4,605,000	4,203,097		4,203,097	4,203,097		
I. VENITURI CURENTE (cod 00.12)	0002	1,959,000	143,000	8,300		8,300	8,300		
C. VENITURI NEFISCALE (cod 00.14)	2900	1,959,000	143,000	8,300		8,300	8,300		
C2. VANZARI DE BUNURI SI SERVICII (cod 36.10+37.10)	3300	1,959,000	143,000	8,300		8,300	8,300		
Transferuri voluntare, altele decât subvențiile (cod 37.10.04)	3710	1,959,000	143,000	8,300		8,300	8,300		
Varsaminte din sectiunea de functionare	371004	1,959,000	143,000	8,300		8,300	8,300		
IV. SUBVENTII (cod 00.18)	4100	2,040,000	1,807,000	1,556,000		1,556,000	1,556,000		
SUBVENTII DE LA ALTE NIVELE ALE ADMINISTRATIEI PUBLICE (cod 42.10+43.10)	0018	2,040,000	1,807,000	1,556,000		1,556,000	1,556,000		
Subventii de la alte administratii (cod 43.10.14+43.10.16+43.10.17+43.10.19 + 43.10.25 la 43.10.27+43.10.31+43.10.32+43.10.35)	4310	2,040,000	1,807,000	1,556,000		1,556,000	1,556,000		
Subventii din bugetele locale pentru finantarea cheltuielilor de capital in domeniul sanatatii	431014	411,000	1,031,000	997,000		997,000	997,000		
Subventii pentru institutii publice destinate sectiunii de dezvoltare	431019	1,629,000	776,000	559,000		559,000	559,000		
Alte sume primite de la UE (Cod 46.10.04)	4610		256,000	256,000		256,000	256,000		
Alte sume primite din fonduri de la Uniunea European? pentru programele opera?ionale finan?ate din cadrul financiar	461004		256,000	256,000		256,000	256,000		

A	B	1	2	3=4+5	4	5	6	7	8=3-6-7
2014 - 2020									
Sume primite de la UE/alti donatori în contul platilor efectuate si prefinantari aferente cadrului financiar 2014-2020 (cod 48.10.01 la 48.10.05+48.10.11+48.10.12)	4810		2,655,000	2,638,797		2,638,797	2,638,797		
Fondul European de Dezvoltare Regionala(FEDR) (cod 48.10.01.01 la 48.10.01.03)	481001		2,655,000	2,638,797		2,638,797	2,638,797		
Sume primite în contul platilor efectuate în anul curent	48100101		2,655,000	2,638,797		2,638,797	2,638,797		

Conducatorul institutiei

CATALIN CHERECHES



**Conducatorul compartimentului
financiar-contabil
CARMEN POP**



Anexa 11

CONTUL DE EXECUTIE
A BUGETULUI INSTITUTIILOR PUBLICE SI ACTIVITATILOR FINANTATE INTEGRAL SAU PARTIAL DIN VENITURI PROPRII (DE SUBORDONARE LOCALA) -CHELTUIELI

la data de 31.12.2020

Cod 21

-lei-

Denumirea indicatorilor *)	Cod indicator	Credite de angajament		Credite bugetare		Angajamente bugetare	Angajamente legale	Plati efectuate	Angajamente legale de platit	Cheltuieli efective
		Initiale	Definitive	Initiale	Definitive					
A	B	1	2	3	4	5	6	7	8=6-7	9
TOTAL CHELTUIELI - SECTIUNEA DE FUNCTIONARE + SECTIUNEA DE DEZVOLTARE (cod 50.10+59.10+63.10+70.10+74.10+79.10)	4910		65,000	88,841,000	111,663,000	111,663,000	111,663,000	94,470,834	17,192,166	97,923,562
Partea III-a CHELTUIELI SOCIAL-CULTURALE (cod 65.10+66.10+67.10+68.10)	6310		65,000	70,441,000	87,062,000	87,062,000	87,062,000	73,299,631	13,762,369	75,648,017
Invatamant (cod 65.10.03 la 65.10.05+65.10.07+65.10.11+65.10.50)	6510		65,000	8,756,000	8,771,000	8,771,000	8,771,000	2,292,516	6,478,484	2,197,572
Invaatamant prescolar si primar (cod 65.10.03.01+65.10.03.02)	651003			4,314,000	4,314,000	4,314,000	4,314,000	951,923	3,362,077	909,512
Invatamant prescolar	65100301			4,314,000	4,314,000	4,314,000	4,314,000	951,923	3,362,077	909,512
Invatamant secundar (cod 65.10.04.01 la 65.10.04.03)	651004		65,000	4,442,000	4,457,000	4,457,000	4,457,000	1,340,593	3,116,407	1,288,060
Invatamant secundar inferior	65100401			317,600	317,600	317,600	317,600	18,962	298,638	44,434
Invatamant secundar superior	65100402		65,000	4,124,400	4,139,400	4,139,400	4,139,400	1,321,631	2,817,769	1,243,626
Sanatate (66.10.06+66.10.08+66.10.50)	6610			46,934,000	54,021,000	54,021,000	54,021,000	51,543,510	2,477,490	52,019,924
Servicii medicale in unitati sanitare cu paturi (cod 66.10.06.01+66.10.06.03)	661006			46,934,000	54,021,000	54,021,000	54,021,000	51,543,510	2,477,490	52,019,924
Spitale generale	66100601			46,934,000	54,021,000	54,021,000	54,021,000	51,543,510	2,477,490	52,019,924
Cultura, recreere si religie (cod 67.10.03+67.10.05+67.10.50)	6710			14,751,000	24,270,000	24,270,000	24,270,000	19,463,605	4,806,395	21,430,521
Servicii culturale (cod 67.10.03.03 la 67.10.03.07+67.10.03.09 la 67.10.03.11+67.10.03.15+67.10.03.30)	671003			5,751,000	7,702,000	7,702,000	7,702,000	6,617,063	1,084,937	6,891,610
Instituti publice de spectacole si concerte	67100304			5,751,000	7,702,000	7,702,000	7,702,000	6,617,063	1,084,937	6,891,610
Servicii recreative si sportive (cod 67.10.05.01)	671005			9,000,000	16,568,000	16,568,000	16,568,000	12,846,542	3,721,458	14,538,911
Sport	67100501			9,000,000	16,568,000	16,568,000	16,568,000	12,846,542	3,721,458	14,538,911

A	B	1	2	3	4	5	6	7	8=6-7	9
Partea IV-a SERVICII SI DEZVOLTARE PUBLICA, LOCUINTE, MEDIU SI APE (cod 70.10+74.10)	6910			18,400,000	24,601,000	24,601,000	24,601,000	21,171,203	3,429,797	22,275,545
Locuinte, servicii si dezvoltare publica (cod 70.10.03+70.10.04+70.10.50)	7010			18,400,000	24,601,000	24,601,000	24,601,000	21,171,203	3,429,797	22,275,545
Alte servicii in domeniul locuintelor, serviciilor si dezvoltarii comunale	701050			18,400,000	24,601,000	24,601,000	24,601,000	21,171,203	3,429,797	22,275,545
Partea a VII-a REZERVE, EXCEDENT/DEFICIT	9610		180,328,000	32,509,760						
EXCEDENT (98.10.96+98.10.97)	9810		90,164,000	16,254,880						
Excedentul sectiuni de functionare	981096		86,230,000	15,648,880						
Excedentul sectiunii de dezvoltare	981097		3,934,000	606,000						
DEFICIT (99.10.96+99.10.97)_	9910		-90,164,000	-16,254,880						
Deficitul sectiunii de functionare	991096		-86,230,000	-15,648,880						
Deficitul sectiunii de dezvoltare	991097		-3,934,000	-606,000						
CHELTUIELILE SECTIUNII DE FUNCTIONARE (cod 50.10+59.10+63.10+70.10+74.10+79.10)	4910		65,000	88,841,000	111,663,000	111,663,000	111,663,000	94,470,834	17,192,166	97,923,562
Partea III-a CHELTUIELI SOCIAL-CULTURALE (cod 65.10+66.10+67.10+68.10)	6310			67,942,000	82,848,000	82,848,000	82,848,000	69,395,150	13,452,850	74,232,105
Invatamant (cod 65.10.03 la 65.10.05+65.10.07+65.10.11+65.10.50)	6510			8,691,000	8,702,000	8,702,000	8,702,000	2,284,132	6,417,868	2,153,423
Invatamant prescolar si primar (cod 65.10.03.01+65.10.03.02)	651003			4,314,000	4,314,000	4,314,000	4,314,000	951,923	3,362,077	909,512
Invatamant prescolar	65100301			4,314,000	4,314,000	4,314,000	4,314,000	951,923	3,362,077	909,512
Invatamant secundar (cod 65.10.04.01 la 65.10.04.03)	651004			4,377,000	4,388,000	4,388,000	4,388,000	1,332,209	3,055,791	1,243,911
Invatamant secundar inferior	65100401			317,600	317,600	317,600	317,600	18,962	298,638	19,560
Invatamant secundar superior	65100402			4,059,400	4,070,400	4,070,400	4,070,400	1,313,247	2,757,153	1,224,351
Sanatate (66.10.06+66.10.08+66.10.50)	6610			44,629,000	50,005,000	50,005,000	50,005,000	47,647,413	2,357,587	50,687,227
Servicii medicale in unitati cu paturi (cod 66.10.06.01+66.10.06.03)	661006			44,629,000	50,005,000	50,005,000	50,005,000	47,647,413	2,357,587	50,687,227
Spitale generale	66100601			44,629,000	50,005,000	50,005,000	50,005,000	47,647,413	2,357,587	50,687,227
Cultura, recreere si religie (cod 67.10.03+67.10.05+67.10.50)	6710			14,622,000	24,141,000	24,141,000	24,141,000	19,463,605	4,677,395	21,391,455
Servicii culturale (cod 67.10.03.03 la 67.10.03.07+67.10.03.09 la 67.10.03.11+67.10.03.15+67.10.03.30)	671003			5,622,000	7,573,000	7,573,000	7,573,000	6,617,063	955,937	6,852,544
Instituti publice de spectacole si concerte	67100304			5,622,000	7,573,000	7,573,000	7,573,000	6,617,063	955,937	6,852,544
Servicii recreative si sportive (cod 67.10.05.01)	671005			9,000,000	16,568,000	16,568,000	16,568,000	12,846,542	3,721,458	14,538,911
Sport	67100501			9,000,000	16,568,000	16,568,000	16,568,000	12,846,542	3,721,458	14,538,911

A	B	1	2	3	4	5	6	7	8=6-7	9
Partea IV-a SERVICII SI DEZVOLTARE PUBLICA, LOCUINTE, MEDIU SI APE (cod 70.10+74.10)	6910			16,900,000	23,954,000	23,954,000	23,954,000	20,528,349	3,425,651	21,281,746
Locuinte, servicii si dezvoltare publica (cod 70.10.03+70.10.04+70.10.50)	7010			16,900,000	23,954,000	23,954,000	23,954,000	20,528,349	3,425,651	21,281,746
Alte servicii in domeniul locuintelor, serviciilor si dezvoltarii comunale	701050			16,900,000	23,954,000	23,954,000	23,954,000	20,528,349	3,425,651	21,281,746
Partea a VII-a REZERVE, EXCEDENT/DEFICIT	9610		172,460,000	31,297,760						
EXCEDENT (98.10.96)	9810		86,230,000	15,648,880						
Excedentul sectiunii de functionare	981096		86,230,000	15,648,880						
DEFICIT (99.10.96)	9910		-86,230,000	-15,648,880						
Deficitul sectiunii de functionare	991096		-86,230,000	-15,648,880						
CHELTUIELILE SECTIUNII DE DEZVOLTARE (cod 50.10+59.10+63.10+70.10+74.10+79.10)	4910		65,000	3,999,000	4,861,000	4,861,000	4,861,000	4,547,335	313,665	2,409,711
Partea III-a CHELTUIELI SOCIAL-CULTURALE (cod 65.10+66.10+67.10+68.10)	6310		65,000	2,499,000	4,214,000	4,214,000	4,214,000	3,904,481	309,519	1,415,912
Invatamant (cod 65.10.03 la 65.10.05+65.10.07+65.10.11+65.10.50)	6510		65,000	65,000	69,000	69,000	69,000	8,384	60,616	44,149
Invatamant secundar (cod 65.10.04.01 la 65.10.04.03)	651004		65,000	65,000	69,000	69,000	69,000	8,384	60,616	44,149
Invatamant secundar inferior	65100401									24,874
Invatamant secundar superior	65100402		65,000	65,000	69,000	69,000	69,000	8,384	60,616	19,275
Sanatate (66.10.06+66.10.08+66.10.50)	6610			2,305,000	4,016,000	4,016,000	4,016,000	3,896,097	119,903	1,332,697
Servicii medicale in unitati cu paturi (cod 66.10.06.01+66.10.06.03)	661006			2,305,000	4,016,000	4,016,000	4,016,000	3,896,097	119,903	1,332,697
Spitale generale	66100601			2,305,000	4,016,000	4,016,000	4,016,000	3,896,097	119,903	1,332,697
Cultura, recreere si religie (cod 67.10.03+67.10.05+67.10.50)	6710			129,000	129,000	129,000	129,000		129,000	39,066
Servicii culturale (cod 67.10.03.03 la 67.10.03.07+67.10.03.09 la 67.10.03.11+67.10.03.15+67.10.03.30)	671003			129,000	129,000	129,000	129,000		129,000	39,066
Instituti publice de spectacole si concerte	67100304			129,000	129,000	129,000	129,000		129,000	39,066
Partea IV-a SERVICII SI DEZVOLTARE PUBLICA, LOCUINTE, MEDIU SI APE (cod 70.10+74.10)	6910			1,500,000	647,000	647,000	647,000	642,854	4,146	993,799
Locuinte, servicii si dezvoltare publica (cod 70.10.03+70.10.04+70.10.50)	7010			1,500,000	647,000	647,000	647,000	642,854	4,146	993,799
Alte servicii in domeniul locuintelor, serviciilor si dezvoltarii comunale	701050			1,500,000	647,000	647,000	647,000	642,854	4,146	993,799
Partea a VII-a REZERVE, EXCEDENT/DEFICIT	9610		7,868,000	1,212,000						

A	B	1	2	3	4	5	6	7	8=6-7	9
EXCEDENT (98.10.97)	9810		3,934,000	606,000						
Excedentul sectiunii de dezvoltare	981097		3,934,000	606,000						
DEFICIT (99.10.97)	9910		-3,934,000	-606,000						
Deficitul sectiunii de dezvoltare	991097		-3,934,000	-606,000						


Nota: Se detaliaza pe structura clasificatiei economice (Anexa 7)

Conducatorul institutiei

CATALIN CHERECHES



**Conducatorul compartimentului
financiar-contabil
CARMEN POP**



CONTUL DE EXECUTIE A BUGETULUI CREDITELOR INTERNE- CHELTUIELI

la data de 31.12.2020

Cod 21

-lei-

Denumirea indicatorilor *)	Cod indicator	Credite de angajament		Credite bugetare		Angajamente bugetare	Angajamente legale	Plati efectuate	Angajamente legale de platit	Cheltuieli efective
		aprobate la finele perioadei de raportare	trimestriale cumulate	aprobate la finele perioadei de raportare	trimestriale cumulate					
A	B	1	2	3	4	5	6	7	8=6-7	9
TOTAL CHELTUIELI (cod 50.07+59.07+63.07+70.07+74.07.79.07)	4907	181,279,000	230,110,000	39,000,000	69,244,000	20,037,950	8,104,306	7,866,835	237,471	14,690,253
Partea a III-a CHELTUIELI SOCIAL-CULTURALE(cod 65.07+66.07+67.07+68.07)	6307		1,880,000		23,482,000	10,828,950	4,572,502	4,384,781	187,721	
Invatamant (cod 65.07.03 la cod 65.07.05+65.07.07+65.07.11+65.07.50)	6507		1,880,000		22,590,000	10,828,950	4,572,502	4,384,781	187,721	
Invatamant prescolar si primar (cod 65.07.03.01+65.07.03.02)	650703				4,140,000	1,233,000	593,316	593,316		
Invatamant prescolar	65070301				4,140,000	1,233,000	593,316	593,316		
Invatamant secundar (cod 65.07.04.01 la 65.07.04.03)	650704		1,880,000		18,450,000	9,595,950	3,979,186	3,791,465	187,721	
Invatamant secundar inferior	65070401		1,880,000		12,690,000	6,335,950	3,314,130	3,166,988	147,142	
Invatamant secundar superior	65070402				5,760,000	3,260,000	665,056	624,477	40,579	
Sanatate (66.07.06+66.07.08+66.07.50)	6607				892,000					
Servicii medicale in unitati sanitare cu paturi (cod 66.07.06.01+66.07.06.03)	660706				892,000					
Spitale generale	66070601				892,000					
Partea IV-a SERVICII SI DEZVOLTARE PUBLICA, LOCUINTE, MEDIU SI APE (cod 70.07+74.07)	6907	16,659,000	31,659,000	14,209,000	30,359,000	9,209,000	3,531,804	3,482,054	49,750	
Locuinte, servicii si dezvoltare publica (cod 70.07.03+70.07.05 la 70.07.07+70.07.50)	7007	16,659,000	21,659,000	14,209,000	20,359,000	9,209,000	3,531,804	3,482,054	49,750	
Locuinte (cod 70.07.03.01+70.07.03.30)	700703	6,659,000	6,659,000	4,209,000	4,659,000	4,209,000	2,627,065	2,577,315	49,750	
Dezvoltarea sistemului de locuinte	70070301	6,659,000	6,659,000	4,209,000	4,659,000	4,209,000	2,627,065	2,577,315	49,750	
Iluminat public si electrificari	700706		5,000,000		5,700,000	5,000,000	904,739	904,739		
Alte servicii în domeniile locuintelor, serviciilor si dezvoltarii	700750	10,000,000	10,000,000	10,000,000	10,000,000					


A	B	1	2	3	4	5	6	7	8=6-7	9
comunale										
Protectia mediului (cod 74.07.03+74.07.05+74.07.06)	7407		10,000,000		10,000,000					
Salubritate si gestiunea deseurilor (cod 74.07.05.01+74.07.05.02)	740705		10,000,000		10,000,000					
Salubritate	74070501		10,000,000		10,000,000					
Partea V-a ACTIUNI ECONOMICE (cod 80.07+81.07+83.07+84.07+ 87.07)	7907	164,620,000	196,571,000	24,791,000	15,403,000					14,690,253
Transporturi (cod 84.07.03+ 84.07.06+84.07.50)	8407	164,620,000	196,571,000	24,791,000	15,403,000					14,690,253
Transport rutier (cod 84.07.03.01 la 84.07.03.03)	840703	164,620,000	196,571,000	24,791,000	15,403,000					14,690,253
Strazi	84070303	164,620,000	196,571,000	24,791,000	15,403,000					14,690,253
CHELTUIELILE SECTIUNII DE DEZVOLTARE(cod 50.07+59.07+63.07+70.07+7407+79.07)	4907	181,279,000	230,110,000	39,000,000	69,244,000	20,037,950	8,104,306	7,866,835	237,471	14,690,253
Partea III-a CHELTUIELI SOCIAL-CULTURALE (cod 65.07+66.07+67.07+68.07)	6307		1,880,000		23,482,000	10,828,950	4,572,502	4,384,781	187,721	
Invatamant (cod 65.07.03+65.07.04+65.07.05+65.07.07+61.07.11+65.07.50)	6507		1,880,000		22,590,000	10,828,950	4,572,502	4,384,781	187,721	
Invatamant prescolar si primar (cod 65.07.03.01+65.07.03.02)	650703				4,140,000	1,233,000	593,316	593,316		
Invatamant prescolar	65070301				4,140,000	1,233,000	593,316	593,316		
Invatamant secundar (cod 65.07.04.01+65.07.04.02+65.07.04.03)	650704		1,880,000		18,450,000	9,595,950	3,979,186	3,791,465	187,721	
Invatamant secundar inferior	65070401		1,880,000		12,690,000	6,335,950	3,314,130	3,166,988	147,142	
Invatamant secundar superior	65070402				5,760,000	3,260,000	665,056	624,477	40,579	
Sanatate (cod 66.07.06+66.07.08+66.07.50)	6607				892,000					
Servicii medicale in unitati sanitare cu paturi (cod 66.07.06.01+66.07.06.03)	660706				892,000					
Spitale generale	66070601				892,000					
Partea IV-a SERVICII SI DEZVOLTARE PUBLICA, LOCUINTE,MEDIU SI APE (cod 70.07+74.07)	6907	16,659,000	31,659,000	14,209,000	30,359,000	9,209,000	3,531,804	3,482,054	49,750	
Locuinte, servicii si dezvoltare publica (cod 70.07.03+70.07.05+70.07.06+70.07.07+70.07.50)	7007	16,659,000	21,659,000	14,209,000	20,359,000	9,209,000	3,531,804	3,482,054	49,750	
Locuinte (cod 70.07.03.01+70.07.03.30)	700703	6,659,000	6,659,000	4,209,000	4,659,000	4,209,000	2,627,065	2,577,315	49,750	
Dezvoltarea sistemului de locuinte	70070301	6,659,000	6,659,000	4,209,000	4,659,000	4,209,000	2,627,065	2,577,315	49,750	
Iluminat public si electrificari	700706		5,000,000		5,700,000	5,000,000	904,739	904,739		
Alte servicii in domeniile locuintelor, serviciilor si dezvoltarii	700750	10,000,000	10,000,000	10,000,000	10,000,000					

A	B	1	2	3	4	5	6	7	8=6-7	9
comunale										
Protectia mediului (cod 74.07.03+74.07.05+74.07.06)	7407		10,000,000		10,000,000					
Salubritate si gestiunea deseurilor (cod 74.07.05.01+74.07.05.02)	740705		10,000,000		10,000,000					
Salubritate	74070501		10,000,000		10,000,000					
Partea V-a ACTIUNI ECONOMICE (cod 80.07+81.07+83.07+84.07+ 87.07)	7907	164,620,000	196,571,000	24,791,000	15,403,000					14,690,253
Transporturi (cod 84.07.03+84.07.06+84.07.50D)	8407	164,620,000	196,571,000	24,791,000	15,403,000					14,690,253
Transport rutier (cod 84.07.03.01 la 84.07.03.03)	840703	164,620,000	196,571,000	24,791,000	15,403,000					14,690,253
Strazi	84070303	164,620,000	196,571,000	24,791,000	15,403,000					14,690,253

Nota: Se detaliaza pe structura clasificatiei economice (Anexa 7)


Conducatorul institutiei

CATALIN CHERECHES



Conducatorul compartimentului
financiar-contabil

CARMEN POP



CONTUL DE EXECUTIE A BUGETULUI FONDURILOR EXTERNE NERAMBURSABILE- CHELTUIELI

la data de 31.12.2020

Cod 21

-lei-

Denumirea indicatorilor *)	Cod indicator	Credite de angajament		Credite bugetare		Angajamente bugetare	Angajamente legale	Plati efectuate	Angajamente legale de platit	Cheltuieli efective
		Initiale	Definitive	Initiale	Definitive					
A	B	1	2	3	4	5	6	7	8=6-7	9
TOTAL CHELTUIELI ALE SECTIUNII DE DEZVOLTARE (50.08+59.08+63.08+70.08+74.08+79.08)	4908									21,153
Partea III-a CHELTUIELI SOCIAL-CULTURALE (cod 65.08+66.08+67.08+68.08)	6308									21,153
Invatamant (cod 65.08.03 la 65.08.05+65.08.07+65.08.11+65.08.50)	6508									12,511
Învatamânt secundar (cod 65.08.04.01 la 65.08.04.03)	650804									12,511
Învatamânt secundar superior	65080402									12,511
Cultura, recreere si religie (cod 67.08.03+67.08.05+67.08.06+67.08.50)	6708									8,642
Alte servicii în domeniile culturii, recreerii si religiei	670850									8,642

Nota: Se detaliaza pe structura clasificatiei economice (Anexa 7)

Conducatorul institutiei

CATALIN CHERECHES


Conducatorul compartimentului
financiar-contabil
CARMEN POP
